

## FireNET Plus<sup>®</sup> - ADDRESSABLE FIRE ALARM CONTROL PANEL



### DESCRIPTION

The FireNET Plus<sup>®</sup> 1127 series control panel is a digitized analog addressable fire alarm panel with build options containing 1 or 2 SLC loops, a Digital Alarm Communicator/Transmitter (DACT), and an RS-485 bus for network communication. Each SLC loop supports 127 devices of any combination (sensors or modules), and 127 analog sounder bases, for a possible total of 254 points per loop. Communication between devices is accomplished by use of standard cable (shielded or twisted pair is not required). Each panel includes a 4-amp power supply and has 2 onboard NAC circuits. The RS-485 bus provides communication to the panel network while another RS-485 bus provides communication for peripheral devices. The RS-232 interface allows the convenience of programming via a PC.




The system will support a variety of Hochiki devices such as photo, ion and heat sensors, which contain a unique, patented sensor design incorporating automatic drift compensation and day/night sensitivity modes. Additional devices include contact monitors, relay controllers, supervised auxiliary output and short circuit isolator modules. In addition, interfaces to conventional detection systems can be established by using a conventional zone-monitoring module.

The Loop Explorer Windows<sup>®</sup> Software interface provides the installer with fingertip access to installation programming and diagnostic tools. An Auto Learn feature offers the convenience for quick start applications. Add to this Hochiki's reputation for high quality and dedicated service, and you have an exceptional product with performance and value.

*Specifications subject to change without notice.*

### STANDARD FEATURES

- Digitized analog information processed using Hochiki's advanced Digital Communication Protocol for fast and robust communication
- Up to 127 sensors & modules, plus 127 analog sounder bases, for a total of 254 points possible per loop
- Uses standard wire, no-shielded or twisted pair required on SLC loops
- Integrated digital alarm communicator (DACT) with Contact ID and SIA reporting formats (optional)
- Programmable sensitivity levels by device
- Alarm verification feature
- Automatic daily calibration & drift compensation routine
- Large 8-line x 40-character LCD (320 char.)
- 1 SLC (2<sup>nd</sup> SLC optional)
- RS-485 bus for panel networking (option)
- Built-in RS-232 interface for programming via a PC
- 3 on board programmable Form C relays rated at 1 amp at 30VDC
- 2 auxiliary power outputs, each rated 360mA at 24 VDC
- Loop Explorer Windows<sup>®</sup> configuration utility
- Auto-learn feature
- 500 network wide software zones
- Network capability of up to 64 panels (option) except non expandable model
- Built in help and alarm information screens
- 2 on-board Class B (style Y) NAC circuits rated at 2.3 amps each (special application) and 1.6 amps each (regulated continuous)
- Gentex, System Sensor, Wheelock, and Amseco NAC sync protocol built-in
- Automatic day/night sensitivity modes
- Fire Drill test function
- Walk test function
- Powerful & versatile Cause & Effect wizard including:
  - Cause & Effect action
  - Disable function configuration
  - Test mode configuration
- Seismic certified

PRODUCT LISTINGS	
 <b>UL LISTED S6468</b>	UL 864, Local Signaling Unit. Types: Automatic, manual, waterflow, sprinkler supervisory, Remote Station and Central Station Service (DACT) Non-coded signaling. NFPA 70, 72 & 13 Compliant
 <b>FM APPROVED 3038713</b>	
	California State Fire Marshal 7165-0410:180

## FireNET Plus® - ADDRESSABLE FIRE ALARM CONTROL PANEL SPECIFICATIONS

Primary AC	120VAC @ 2.1 Amps 50/60hz or 220VAC @ 1.1Amps 50/60hz
Output DC	24VDC @ 5.25 Amps
Power Supply	4 Amp integrated
Charger Current	1.25 Amps max.
Dimensions	14.5" W x 19" H x 3.5" D
Weight	20 lbs. (without batteries)
Color	Red (optional gray)
Material	ABS/steel enclosure
Display	8 line x 40 character LCD (320 character total)
Network	Dual RS485 ports (64 panels max.) except non expandable model
Zones	500 network wide software zones per system
SLC loops	1 or 2 (class A, "style 6 or 7" or class B, "style 4")
Devices per loop	127 sensors & modules, plus 127 analog sounder bases, 254 total
Addresses per panel	800 addresses + sub-addresses max. per panel
NAC Outputs	(2) class B, 2.3 Amps (special application) 1.6 Amps Regulated (continuous)
Relay Outputs	(3) Form C 1 Amp @ 30VDC
Aux. Power	2 outputs, 360mA @ 24VDC each
PC Port / Printer	RS232
DACT Formats	Contact ID and SIA

### SLC COMPATIBLE DEVICES & SYSTEM ACCESSORIES

MODEL	DESCRIPTION
<b>CONTROL PANEL EXPANDERS</b>	
FNP-1127-SLC	SLC One Loop Expansion Card
FN-4127-NIC	Network Interface Card
FN-4127-IO	16 Channel Input/Output Board
<b>ANNUNCIATOR</b>	
FN-LCD-S	Serial LCD Annunciator
FNP-LED	Graphix Display
<b>SLC LOOP DEVICES</b>	
ALG-V, ALK-V, ALN-V	Analog Addressable Photoelectric Sensor
AIE-EA	Analog Addressable Ionization Sensor
ATG-EA, ATJ-EA	Analog Addressable Heat Sensor
ACA-V, ACC-V, ACD-V	Multi-criteria Sensor
NSA-4 & NSA-6	Four Inch Sensor Base and Six Inch Sensor Base
SCI-B4 & SCI-B6	Four Inch Short Circuit Isolator Analog Sensor Base & Six Inch Circuit Isolator Analog Sensor Base
ASB	Analog Sounder Base
ASBL	Analog Low Frequency Sounder Base
DH-98A, DH-98AR	Analog Addressable Duct Detector Unit (DH-98AR and DH-99AR have relays built-in)
DH-99A, DH-99AR	
DH-100-A	Analog Duct Detector
MS-RA, MS-RA/R, MS-KA/R	Remote Test Station for DH-98AR & DH-99AR
DCP-FRCME-M	Contact Monitoring Module (mini w/terminal blocks)
DCP-FRCME-P	Contact Monitoring Module (mini w/pigtail leads)
DCP-FRCME-4	Contact Monitoring Module (with faceplate/indicating LED)
DCP-FRCMA, DCP-FRCMA-I	Class A Contact Monitoring Module (FRCMA-I has built-in SCI)
DCP-DIMM	Dual Input Monitor Module (with faceplate/indicating LED)
DCP-CZM	Conventional Zone Module
DCP-R2M	Dual Relay Module
DCP-R2ML/H Series	Dual Relay Module (R2ML-I & R2MH-I has built-in SCI)
DCP-SOM	Supervised Output Module
DCP-SOM-A, DCP-SOM-AI	Class A Supervised Output Module (SOM-AI has built-in SCI)
DCP-SOM-R	Supervised Output Module for Releasing Pre-action System
DCP-SCI	Short Circuit Isolator Module
DCP-AMS Series	Addressable Manual Pull Station
<b>ACCESSORIES</b>	
A7	Hand Held Programmer (portable device addresser)
FN-ACC	Battery/Accessory Enclosure (houses up to 33AH size batteries)
FNP-ETR	Enclosure Trim Ring for panel flush mount