



2021
PANEL
RADIATORS

Issue 1 - December 2021

DISTRIBUTION

Our warehousing is dedicated to radiator and heating products. It is fully racked and runs as a 24 hour operation.

All product lines are available ex-stock and we aim to maintain high service levels based on a 2/3 day lead time. We deliver to the UK, Ireland and France from Bedford and Wigan. We offer next day delivery to most of the UK, and other areas have 2/3 set delivery days each week.



Key Information

CAUTION

When designing for domestic systems we recommend that the K-RAD Kompact be used only in heating systems complying with British Standard Code of Practice for Central Heating for Domestic Premises BS 5449 Part 1.

WATER TREATMENT

On completion of the installation, the system should be properly flushed and filled in accordance with the British Standard Code of Practice for the Treatment of Water in Domestic Hot Water Central Heating Systems BS 7593. This will remove flux residues and installation debris, which might promote corrosion and damage within the system.

If it is decided to apply a corrosion inhibitor to maximize the working life of the system, it should be applied in accordance with the manufacturer's instructions and should be suitable for the particular metals within the system.

Correction factor table

Factors for differences between mean water temperatures and room temperature in °C and °F other than 50°C (90°F)

°C (Δt)	CF	°F (Δt)	CF
5	0.050	10	0.057
10	0.123	20	0.142
15	0.209	30	0.240
20	0.304	40	0.348
25	0.406	50	0.466
30	0.515	60	0.590
35	0.629	70	0.721
40	0.748	80	0.858
45	0.872	90	1.000
50	1.000	100	1.147
51	1.026	110	1.298
52	1.052	120	1.454
53	1.079	130	1.613
54	1.105	140	1.776
55	1.132		
55.5	1.145		
56	1.159		
57	1.186		
58	1.213		
59	1.240		
60	1.267		
65	1.406		
70	1.549		
75	1.694		

The outputs shown within this brochure are based on BS EN442, 75-65-20°C operating conditions, giving a Δt of 50°C, for Δt's other than these, a correction factor must be applied.
Example: Output required @ 82-71-21°C Δt 55.5 the CF = 1.145, therefore multiply the listed output by the correction factor to give actual radiator output under these operating conditions.

PACKAGING

Robust and effective packaging is supplied to ensure the product will arrive to the user in the best possible condition.

With over 200 years of combined experience supplying the world with radiator products, our team ensures that all Kartell products are supplied with packaging which is robust and effective. This means the product will always reach our customers, and in turn the users, in the best possible condition.

The measures taken confirm that our commitment to continuous improvement and customer satisfaction is at the forefront of our thinking and ideologies.



BUBBLE WRAP

ROBUST PLASTIC CORNER PROTECTION

POLYTHENE SEALED

IDENTIFICATION LABEL ON FRONT AND SIDE OF THE PRODUCT

COLOUR CODED SIDE CARTON FOR EASE OF IDENTIFICATION:

- RED – K-RAD KOMPACT
- GREEN – K-FLAT STANDARD
- YELLOW – K-FLAT PREMIUM

K-Rad Kompact



K-Flat Standard



K-Flat Premium



KOMPACT *Panel radiators*



The Kartell K-Rad collection of radiators will enhance any home with space saving classic elegance and efficiency. Comprising over 210 sizes, they are manufactured using the latest state-of-the-art technology ensuring maximum efficiency.

Internally welded with a final coating of white enamel (RAL9016) each radiator is degreased and zinc phosphated before being coated with water-based cathoporic paint. The final coat is applied using an epoxy polyester electrostatic powder coating system that is baked to a hard finish.

You also have the protection of our 'Kartell No Quibble Guarantee' against faulty manufacture which lasts for 10 years. All radiators come complete with factory fitted top grille and side panels.



SECURELY FITTED TOP GRILLE



DOUBLE PANEL



SINGLE PANEL

KOMPACT *Panel radiators*

SIZES	MATERIAL	COLOUR	PRESSURE TESTED TO	GUARANTEE
210+	STEEL	9016	13 BAR	10 YEARS



Complete with fixing kit



CONNECTIONS

Each K-RAD Kompact radiator has 4 x 3/4" connections as standard. 3/4" valve adaptors are available, which provides a 3/4" inch connector option to the valve without reducing performance.

INSTALLATION

Everything required for installation can be found within the robust packaging.

APPLICATIONS

K-RAD radiators are suitable for two pipe installations. For single pipe applications, it is advisable to use diversion tees in the pipework, as this will assist in obtaining design performance from the radiators. Brackets are of a strong design, with open top and deep slots, which facilitates easy and secure installation. Plastic inserts seat the radiator precisely on the bracket minimizing expansion and contraction noise. The neat nickel-plated plug and vent provide a water-tight joint, whilst complementing the superior finish.



Extended range of sizes to fit application

All our products have the following certifications:



Type 11



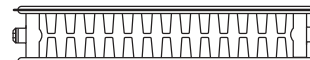
SEE PAGE 6 FOR DETAILED SPECS AND SIZES

Type 21



SEE PAGE 8 FOR DETAILED SPECS AND SIZES

Type 22

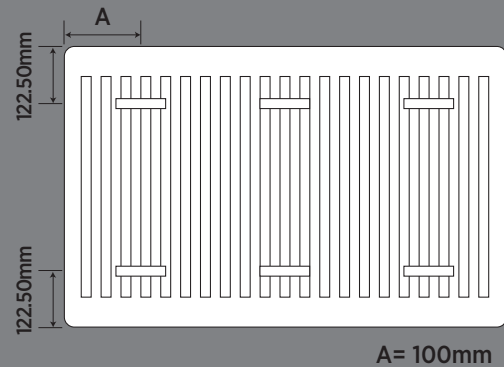
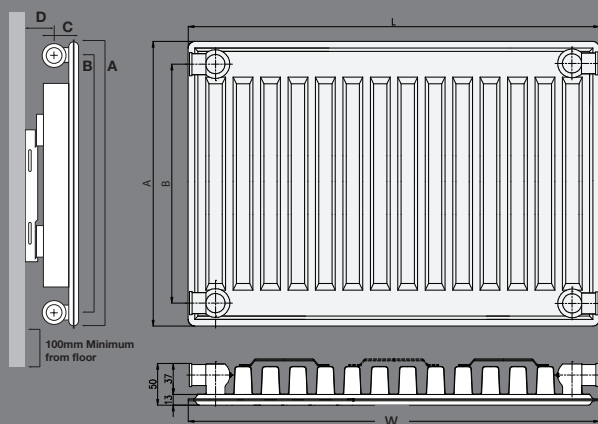


SEE PAGE 10 FOR DETAILED SPECS AND SIZES

KOMPACT *Type 11*

Other sizes are available* – special order only.

FITTING DIMENSIONS AND BRACKET DETAILS



		TYPE 11						
	Code	Width (mm) (w)	Weight Kg/M	Water Content Lt/M	Output $\Delta T50^\circ$		Output $\Delta T60^\circ$	
					Watts	BTUs	Watts	BTUs
300 Series	S304K	400	3.79	0.68	209	714	268	914
	S305K	500	4.74	0.85	262	892	335	1143
	S306K	600	5.68	1.02	314	1071	402	1372
	S308K	800	7.58	1.36	366	1249	469	1600
	S310K	1000	9.47	1.70	523	1784	670	2286
	S312K	1200	11.36	2.04	628	2141	804	2743
	S314K	1400	13.26	2.38	732	2498	938	3201
	S316K	1600	15.15	2.72	837	2855	1072	3658
	S320K	2000	18.94	3.40	1046	3569	1340	4572

400 Series	S404K	400	4.79	0.84	270	921	346	1180
	S405K	500	5.99	1.05	337	1151	432	1475
	S406K	600	7.18	1.26	405	1381	519	1769
	S407K	700	8.38	1.47	472	1611	605	2064
	S408K	800	9.58	1.68	540	1842	691	2359
	S409K	900	10.77	1.89	607	2072	778	2654
	S410K	1000	11.97	2.10	675	2302	864	2949
	S411K	1100	13.17	2.31	742	2532	951	3244
	S412K	1200	14.36	2.52	810	2762	1037	3539
	S414K	1400	16.76	2.94	945	3223	1210	4129
	S416K	1600	19.15	3.36	1079	3683	1383	4718
	S418K	1800	21.55	3.78	1214	4144	1556	5308
	S420K	2000	23.94	4.20	1349	4604	1729	5898
	S422K	2200	26.33	4.62	1484	5064	1902	6488
	S427K	2700	32.32	5.67	1822	6215	2334	7962
	S430K	3000	35.91	6.30	2024	6906	2593	8847

		TYPE 11						
	Code	Width (mm) (w)	Weight Kg/M	Water Content Lt/M	Output $\Delta T50^\circ$		Output $\Delta T60^\circ$	
					Watts	BTUs	Watts	BTUs
500 Series	S504K	400	6.03	1.00	326	1114	418	1427
	S505K	500	7.54	1.25	408	1392	523	1783
	S506K	600	9.04	1.50	490	1670	627	2140
	S507K	700	10.55	1.75	571	1949	732	2496
	S508K	800	12.06	2.00	653	2227	836	2853
	S509K	900	13.56	2.25	734	2505	941	3210
	S510K	1000	15.07	2.50	816	2784	1045	3566
	S511K	1100	16.58	2.75	897	3062	1150	3923
	S512K	1200	18.08	3.00	979	3341	1254	4280
	S513K	1300	19.59	3.25	1061	3619	1359	4636
	S514K	1400	21.10	3.50	1142	3897	1463	4993
	S515K	1500	22.61	3.75	1224	4176	1568	5349
	S516K	1600	24.11	4.00	1305	4454	1672	5706
	S518K	1800	27.13	4.50	1469	5011	1881	6419
	S520K	2000	30.14	5.00	1632	5568	2090	7133
	S522K	2200	33.15	5.50	1795	6124	2099	7846
S524K	2400	36.17	6.00	1958	6682	2508	8558	
S527K	2700	40.69	6.75	2203	7516	2822	9629	
S530K	3000	45.21	7.50	2448	8351	3136	10699	

KOMPACT *Type 11*

TYPE 11							
Code	Width (mm) (w)	Weight Kg/M	Water Content Lt/M	Output $\Delta T50^\circ$		Output $\Delta T60^\circ$	
				Watts	BTUs	Watts	BTUs
S604K	400	7.35	1.16	380	1296	487	1661
S605K	500	9.19	1.45	475	1620	608	2076
S606K	600	11.02	1.74	570	1944	730	2491
S607K	700	12.86	2.03	665	2268	852	2906
S608K	800	14.70	2.32	760	2592	973	3321
S609K	900	16.53	2.61	855	2917	1095	3736
S610K	1000	18.37	2.90	950	3241	1217	4152
S611K	1100	20.21	3.19	1045	3565	1338	4567
S612K	1200	22.04	3.48	1140	3889	1460	4982
S613K	1300	23.88	3.77	1235	4213	1582	5397
S614K	1400	25.72	4.06	1330	4537	1703	5812
S615K	1500	27.56	4.35	1425	4861	1825	6227
S616K	1600	29.39	4.64	1520	5185	1947	6642
S618K	1800	33.07	5.22	1710	5833	2190	7473
S620K	2000	36.74	5.80	1900	6481	2433	8303
S622K	2200	40.41	6.38	2089	7129	2677	9133
S624K	2400	44.09	6.96	2280	7778	2921	9965
S627K	2700	49.60	7.83	2564	8750	3285	11209
S630K	3000	55.11	8.70	2849	9722	3650	12455

600 Series

TYPE 11							
Code	Width (mm) (w)	Weight Kg/M	Water Content Lt/M	Output $\Delta T50^\circ$		Output $\Delta T60^\circ$	
				Watts	BTUs	Watts	BTUs
S704K	400	8.40	1.20	430	1468	551	1880
S705K	500	10.50	1.50	538	1834	689	2350
S706K	600	12.60	1.80	645	2201	827	2820
S708K	800	16.80	2.40	860	2935	1102	3760
S710K	1000	21.00	3.00	1075	3669	1378	4700
S712K	1200	25.20	3.60	1290	4403	1653	5640
S714K	1400	29.40	4.20	1505	5136	1929	6580
S716K	1600	33.60	4.80	1720	5870	2204	7520
S718K	1800	37.80	5.40	1936	6604	2480	8460

750 Series

S904K	400	11.11	1.40	520	1773	666	2271
S905K	500	13.89	1.75	649	2216	832	2839
S906K	600	16.66	2.10	779	2659	998	3407
S907K	700	19.44	2.45	909	3102	1165	3974
S908K	800	22.22	2.80	1039	3545	1331	4542
S909K	900	24.99	3.15	1169	3989	1498	5110

900 Series



$^\circ$ Heat output $\Delta T50^\circ C$ = mean water temperature of $70^\circ C$ and room temperature of $20^\circ C$.
 $^\circ$ Heat output $\Delta T60^\circ C$ = mean water temperature of $80^\circ C$ and room temperature $20^\circ C$.

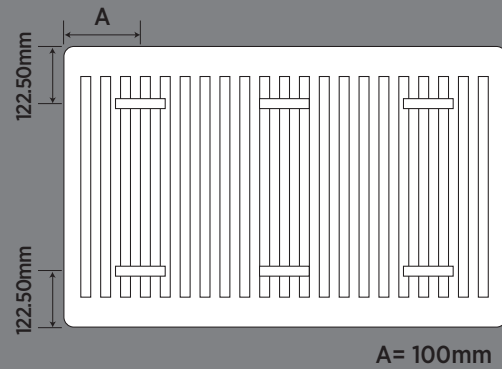
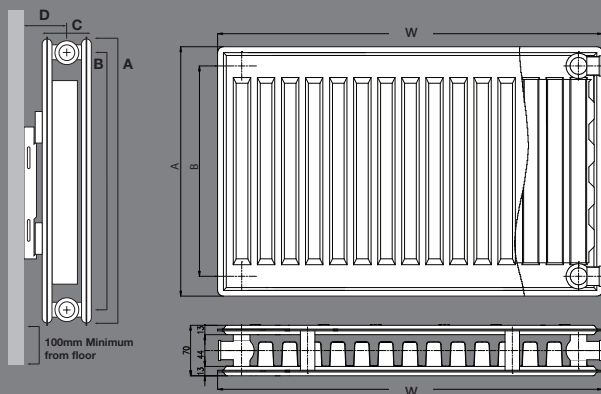
*Other sizes are available in 100mm increments - special order only.

Nominal Size (mm) (A)	Centre Distance (mm) (B)	Width (mm) (C)	Wall to Centre (mm) (D)
300	245	56	40 or 55
400	345	56	40 or 55
500	445	56	40 or 55
600	545	56	40 or 55
750	695	56	40 or 55
900	845	56	40 or 55

KOMPACT *Type 21*

Other sizes are available* – special order only.

FITTING DIMENSIONS AND BRACKET DETAILS



A = 100mm

TYPE 21

Code	Width (mm) (w)	Weight Kg/M	Water Content Lt/M	Output ΔT50°		Output ΔT60°	
				Watts	BTUs	Watts	BTUs
P404K	400	7.60	1.67	413	1408	529	1803
P405K	500	9.50	2.09	516	1759	661	2254
P406K	600	11.39	2.50	619	2111	793	2705
P407K	700	13.29	2.92	722	2463	925	3156
P408K	800	15.19	3.34	825	2815	1057	3607
P409K	900	17.09	3.75	928	3167	1189	4057
P410K	1000	18.99	4.17	1031	3519	1321	4508
P411K	1100	20.89	4.59	1134	3871	1453	4959
P412K	1200	22.79	5.00	1238	4223	1586	5410
P414K	1400	26.59	5.84	1444	4927	1850	6311
P416K	1600	30.38	6.67	1650	5630	2114	7213
P418K	1800	34.18	7.51	1856	6334	2378	8115
P420K	2000	37.98	8.34	2063	7038	2643	9016
P422K	2200	41.78	9.17	2269	7742	2907	9918

400 Series
Height (h): 400mm

TYPE 21

Code	Width (mm) (w)	Weight Kg/M	Water Content Lt/M	Output ΔT50°		Output ΔT60°	
				Watts	BTUs	Watts	BTUs
P604K	400	11.43	2.28	566	1932	725	2474
P605K	500	14.29	2.85	708	2414	907	3093
P606K	600	17.14	3.42	849	2897	1088	3712
P607K	700	20.00	3.99	991	3380	1269	4330
P608K	800	22.86	4.56	1132	3863	1450	4949
P609K	900	25.71	5.13	1274	4346	1632	5568
P610K	1000	28.57	5.70	1415	4829	1813	6186
P611K	1100	31.43	6.27	1557	5312	1994	6805
P612K	1200	34.28	6.84	1698	5795	2176	7423
P613K	1300	37.14	7.41	1840	6277	2357	8042
P614K	1400	40.00	7.98	1981	6760	2538	8661
P615K	1500	42.86	8.55	2123	7243	2720	9279
P616K	1600	45.71	9.12	2264	7726	2901	9898
P618K	1800	51.43	10.26	2547	8692	3264	11135
P620K	2000	57.14	11.40	2830	9658	3626	12372
P622K	2200	62.85	12.54	3114	10623	3989	13610

600 Series
Height (h): 600mm

500 Series

P504K	400	9.27	1.97	493	1682	631	2154
P505K	500	11.59	2.47	616	2102	789	2693
P506K	600	13.90	2.96	739	2523	947	3232
P507K	700	16.22	3.45	863	2943	1105	3770
P508K	800	18.54	3.94	986	3363	1263	4309
P509K	900	20.85	4.44	1109	3784	1421	4847
P510K	1000	23.17	4.93	1232	4204	1579	5386
P511K	1100	25.49	5.42	1355	4625	1736	5925
P512K	1200	27.80	5.92	1479	5045	1894	6463
P514K	1400	32.44	6.90	1725	5886	2210	7540
P516K	1600	37.07	7.89	1972	6727	2526	8618
P518K	1800	41.71	8.87	2218	7568	2841	9695
P520K	2000	46.34	9.86	2464	8408	3157	10772
P522K	2200	50.97	10.85	2711	9249	3473	11849

KOMPACT *Type 21*

TYPE 21							
Code	Width (mm) (w)	Weight Kg/M	Water Content Lt/M	Output $\Delta T50^\circ$		Output $\Delta T60^\circ$	
				Watts	BTUs	Watts	BTUs
P704K	400	14.40	2.68	650	2216	832	2839
P705K	500	18.00	3.35	812	2771	1040	3549
P706K	600	21.60	4.02	974	3325	1248	4259
P708K	800	28.80	5.36	1299	4433	1664	5679
P710K	1000	36.00	6.70	1624	5541	2081	7099

700 Series

P904K	400	16.99	3.08	752	2567	964	3289
P905K	500	21.24	3.85	941	3209	1205	4111
P906K	600	25.48	4.62	1129	3851	1446	4934
P907K	700	29.73	5.39	1317	4493	1687	5756
P908K	800	33.98	6.16	1505	5135	1928	6578
P909K	900	38.22	6.93	1693	5777	2169	7400

900 Series



Nominal Size (mm) (A)	Centre Distance (mm) (B)	Width (mm) (C)	Wall to Centre (mm) (D)
300	245	70	65 or 80
400	345	70	65 or 80
500	445	70	65 or 80
600	545	70	65 or 80
750	695	70	65 or 80
900	845	70	65 or 80



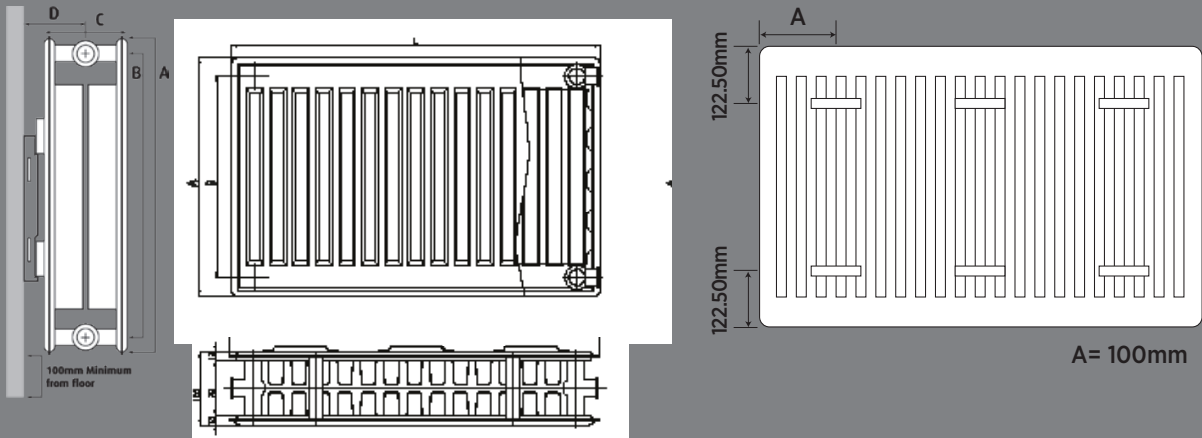
[°]Heat output $\Delta T50^\circ C$ = mean water temperature of 70°C and room temperature of 20°C.
[°]Heat output $\Delta T60^\circ C$ = mean water temperature of 80°C and room temperature 20°C.

*Other sizes are available in 100mm increments - special order only.

KOMPACT *Type 22*

Other sizes are available* – special order only.

FITTING DIMENSIONS AND BRACKET DETAILS



TYPE 22							
Code	Width (mm) (w)	Weight Kg/M	Water Content Lt/M	Output $\Delta T50^\circ$		Output $\Delta T60^\circ$	
				Watts	BTUs	Watts	BTUs
D304K	400	6.79	1.28	420	1432	538	1834
D306K	600	10.18	1.92	629	2148	806	2752
D308K	800	13.58	2.56	839	2864	1075	3669
D310K	1000	16.97	3.20	1049	3580	1344	4586
D312K	1200	20.36	3.84	1259	4296	1613	5503
D314K	1400	23.76	4.48	1469	5012	1882	6420
D316K	1600	27.15	5.12	1679	5727	2150	7337
D320K	2000	33.94	6.40	2098	7159	2688	9172

300 Series
Height (ft): 300mm

D404K	400	8.43	1.64	533	1819	683	2330
D405K	500	10.54	2.05	666	2273	854	2912
D406K	600	12.64	2.46	800	2728	1024	3495
D407K	700	14.75	2.87	933	3183	1195	4077
D408K	800	16.86	3.28	1066	3637	1366	4660
D409K	900	18.96	3.69	1199	4092	1536	5242
D410K	1000	21.07	4.10	1333	4547	1707	5825
D411K	1100	23.18	4.51	1466	5002	1878	6407
D412K	1200	25.28	4.92	1599	5456	2049	6990
D414K	1400	29.50	5.74	1866	6366	2390	8155
D416K	1600	33.71	6.56	2132	7275	2732	9320
D418K	1800	37.93	7.38	2399	8184	3070	10485
D420K	2000	42.14	8.20	2665	9094	3414	11650
D422K	2200	46.35	9.02	2932	10003	3756	12815

400 Series
Height (ft): 400mm

TYPE 22							
Code	Width (mm) (w)	Weight Kg/M	Water Content Lt/M	Output $\Delta T50^\circ$		Output $\Delta T60^\circ$	
				Watts	BTUs	Watts	BTUs
D504K	400	10.42	2.00	638	2176	817	2787
D505K	500	13.03	2.50	797	2720	1021	3484
D506K	600	15.64	3.00	956	3263	1225	4181
D507K	700	18.24	3.50	1116	3807	1430	4878
D508K	800	20.85	4.00	1275	4351	1634	5574
D509K	900	23.45	4.50	1435	4895	1838	6271
D510K	1000	26.06	5.00	1594	5439	2042	6968
D511K	1100	28.67	5.50	1754	5983	2246	7665
D512K	1200	31.27	6.00	1913	6527	2451	8362
D513K	1300	33.88	6.50	2072	7071	2655	9058
D514K	1400	36.48	7.00	2232	7615	2859	9755
D515K	1500	39.09	7.50	2391	8159	3063	10452
D516K	1600	41.70	8.00	2551	8703	3268	11149
D518K	1800	46.91	9.00	2869	9790	3676	12542
D520K	2000	52.12	10.00	3188	10878	4084	13936
D522K	2200	57.33	11.00	3507	11966	4493	15330
D524K	2400	62.54	12.00	3826	13054	4901	16723

500 Series
Height (ft): 500mm

KOMPACT *Type 22*

TYPE 22							
Code	Width (mm) (w)	Weight Kg/M	Water Content Lt/M	Output $\Delta T50^\circ$		Output $\Delta T60^\circ$	
				Watts	BTUs	Watts	BTUs
D604K	400	12.55	2.36	734	2504	940	3208
D605K	500	15.69	2.95	917	3130	1175	4010
D606K	600	18.82	3.54	1101	3756	1410	4812
D607K	700	21.96	4.13	1284	4382	1645	5614
D608K	800	25.10	4.72	1468	5008	1880	6416
D609K	900	28.23	5.31	1651	5634	2115	7218
D610K	1000	31.37	5.90	1835	6260	2350	8020
D611K	1100	34.51	6.49	2018	6886	2585	8822
D612K	1200	37.64	7.08	2202	7512	2820	9624
D613K	1300	40.78	7.67	2385	8138	3056	10425
D614K	1400	43.92	8.26	2569	8764	3291	11227
D615K	1500	47.06	8.85	2752	9390	3526	12029
D616K	1600	50.19	9.44	2935	10016	3761	12831
D618K	1800	56.47	10.62	3302	11268	4231	14435
D620K	2000	62.74	11.80	3669	12520	4701	16039
D622K	2200	69.01	12.98	4036	13772	5171	17643
D624K	2400	75.29	14.16	4404	15024	5640	19248
D627K	2700	84.70	15.93	4954	16902	6346	21653
D630K	3000	94.11	17.70	5504	18780	7051	24059

600 Series
Height (H): 600mm



*Heat output $\Delta T50^\circ C$ = mean water temperature of $70^\circ C$ and room temperature of $20^\circ C$.
*Heat output $\Delta T60^\circ C$ = mean water temperature of $80^\circ C$ and room temperature $20^\circ C$.

*Other sizes are available in 100mm increments - special order only.

D704K	400	16.80	2.70	830	2832	1063	3628
D705K	500	21.00	3.38	1038	3540	1329	4536
D706K	600	25.20	4.05	1245	4248	1595	5443
D708K	800	33.60	5.40	1660	5665	2127	7257
D710K	1000	42.00	6.75	2075	7081	2659	9071
D712K	1200	50.40	8.10	2490	8497	3190	10885
D714K	1400	58.80	9.45	2905	9913	3722	12700
D716K	1600	67.20	10.80	3320	11329	4254	14514

750 Series
Height (H): 750mm

D904K	400	18.92	3.04	908	3344	1255	4284
D905K	500	23.65	3.80	1225	4180	1569	5355
D906K	600	28.38	4.56	1470	5016	1883	6426
D907K	700	33.11	5.32	1715	5852	2197	7496
D908K	800	37.84	6.08	1960	6688	2511	8567
D909K	900	42.57	6.84	2205	7523	2825	9638
D910K	1000	47.30	7.60	2450	8359	3139	10709
D911K	1100	52.03	8.36	2695	9195	3453	11780
D912K	1200	56.76	9.12	2940	10031	3766	12851

900 Series
Height (H): 900mm

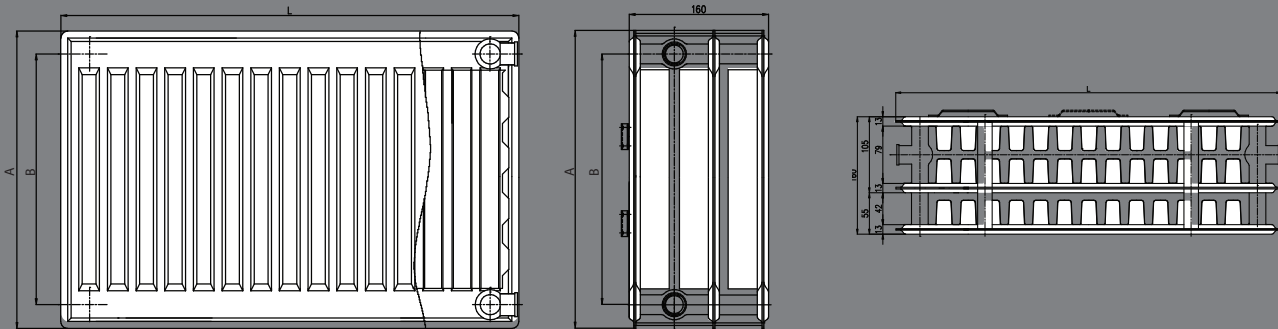


Nominal Size (mm) (A)	Centre Distance (mm) (B)	Width (mm) (C)	Wall to Centre (mm) (D)
300	245	105	82.5 or 97.5
400	345	105	82.5 or 97.5
500	445	105	82.5 or 97.5
600	545	105	82.5 or 97.5
750	695	105	82.5 or 97.5
900	845	105	82.5 or 97.5

KOMPACT *Type 33*

Other sizes are available* – special order only.

FITTING DIMENSIONS AND BRACKET DETAILS



Width	ΔT	Mean Temperature* °C	300			400			500			600			750			900		
			Heat Output			Heat Output			Heat Output			Heat Output			Heat Output			Heat Output		
			Watt	Kcal/h	BTU	Watt	Kcal/h	BTU	Watt	Kcal/h	BTU	Watt	Kcal/h	BTU	Watt	Kcal/h	BTU	Watt	Kcal/h	BTU
400	30	55/45/20	294	253	1005	374	322	1275	448	385	1528	517	445	1765	666	573	2274	703	605	2399
	42.5	70/55/20	461	397	1574	586	504	1999	702	604	2394	811	698	2766	769	662	2625	1102	948	3760
	50	75/65/20	572	493	1953	726	625	2478	870	749	2970	1006	865	3431	1194	1027	4073	1367	1176	4664
	60	90/70/20	724	623	2472	920	791	3138	1102	948	3759	1273	1095	4343	1530	1317	5220	1730	1489	5903
600	30	55/45/20	442	380	1507	561	483	1913	672	578	2292	776	668	2648	1000	860	3411	1055	908	3599
	42.5	70/55/20	692	596	2361	879	756	2998	1052	906	3591	1216	1047	4149	1154	993	3937	1653	1422	5640
	50	75/65/20	859	739	2930	1090	938	3718	1306	1124	4455	1508	1298	5147	1790	1541	6109	2050	1764	6995
	60	90/70/20	1087	935	3707	1379	1187	4707	1652	1422	5638	1909	1643	6514	2295	1975	7831	2595	2233	8854
800	30	55/45/20	589	507	2009	748	643	2551	896	771	3056	1035	891	3531	1333	1147	4548	1407	1210	4799
	42.5	70/55/20	923	794	3149	1171	1008	3997	1403	1208	4788	1621	1395	5532	1538	1324	5249	2204	1897	7519
	50	75/65/20	1145	985	3906	1453	1250	4957	1741	1498	5940	2011	1731	6862	2387	2054	8145	2734	2352	9327
	60	90/70/20	1449	1247	4943	1839	1583	6275	2203	1896	7517	2546	2191	8686	3060	2633	10441	3460	2978	11806
1200	30	55/45/20	736	634	2512	935	804	3189	1120	963	3820	1293	1113	4413	1666	1434	5684	1758	1513	5999
	42.5	70/55/20	1154	993	3936	1464	1260	4996	1754	1510	5985	2027	1744	6915	1923	1655	6561	2755	2371	9399
	50	75/65/20	1431	1231	4883	1816	1563	6196	2176	1873	7425	2514	2164	8578	2984	2568	10181	3417	2941	11659
	60	90/70/20	1811	1559	6179	2299	1978	7844	2754	2370	9397	3182	2738	10857	3825	3292	13051	4325	3722	14757
1400	30	55/45/20	883	760	3014	1121	965	3826	1343	1156	4584	1552	1336	5296	1999	1720	6821	2110	1816	7198
	42.5	70/55/20	1384	1191	4723	1757	1512	5996	2105	1812	7182	2432	2093	8298	2308	1986	7874	3306	2845	11279
	50	75/65/20	1717	1478	5859	2179	1875	7435	2611	2247	8909	3017	2596	10293	3581	3082	12218	4100	3529	13991
	60	90/70/20	2173	1870	7415	2759	2374	9413	3305	2844	11276	3818	3286	13028	4590	3950	15661	5190	4466	17708
1600	30	55/45/20	1031	887	3517	1308	1126	4464	1567	1349	5348	1811	1558	6179	2332	2007	7958	2461	2118	8398
	42.5	70/55/20	1615	1390	5510	2050	1764	6995	2456	2113	8379	2837	2442	9681	2692	2317	9186	3857	3319	13159
	50	75/65/20	2003	1724	6836	2542	2188	8675	3046	2622	10394	3520	3029	12009	4178	3595	14254	4784	4117	16322
	60	90/70/20	2535	2182	8651	3219	2770	10982	3856	3318	13155	4455	3834	15200	5355	4608	18271	6055	5211	20660
1800	30	55/45/20	1178	1014	4019	1495	1287	5102	1791	1541	6112	2070	1781	7061	2666	2294	9095	2813	2421	9598
	42.5	70/55/20	1846	1588	6297	2343	2016	7994	2807	2415	9576	3243	2791	11064	3077	2648	10498	4408	3793	15039
	50	75/65/20	2290	1970	7812	2906	2501	9914	3482	2996	11879	4022	3462	13724	4774	4109	16290	5467	4705	18654
	60	90/70/20	2898	2494	9887	3678	3166	12551	4406	3792	15035	5091	4381	17371	6120	5267	20881	6920	5955	23611
2000	30	55/45/20	1325	1140	4521	1682	1448	5740	2015	1734	6876	2328	2004	7944	2999	2581	10232	3165	2723	10798
	42.5	70/55/20	2076	1787	7084	2636	2268	8993	3157	2717	10773	3648	3140	12447	3461	2979	11810	4959	4267	16919
	50	75/65/20	2576	2217	8789	3269	2813	11153	3917	3371	13364	4525	3894	15440	5371	4622	18327	6151	5293	20986
	60	90/70/20	3260	2805	11122	4138	3561	14120	4957	4266	16914	5728	4929	19543	6885	5925	23492	7785	6700	26562
2000	30	55/45/20	1472	1267	5024	1869	1609	6377	2239	1927	7640	2587	2226	8827	3332	2867	11369	3516	3026	11997
	42.5	70/55/20	2307	1985	7872	2929	2520	9993	3508	3019	11970	4054	3488	13831	3846	3310	13123	5510	4741	18799
	50	75/65/20	2862	2463	9765	3632	3126	12392	4352	3745	14849	5028	4327	17156	5968	5136	20363	6834	5881	23318
	60	90/70/20	3622	3117	12358	4598	3957	15688	5508	4740	18793	6364	5477	21714	7650	6583	26102	8650	7444	29514

Heat output ΔT30°C – These outputs indicate radiator performance when using a Geo-Therm appliance (Flow Temperature 55°C / Return Temperature 45°C / Room Temperature 20°C)
Heat output ΔT42.5°C – These outputs indicate radiator performance when using a Geo-Therm appliance (Flow Temperature 70°C / Return Temperature 55°C / Room Temperature 20°C)
Heat output ΔT50°C – These outputs indicate radiator performance when using a condensing / HE appliance (Flow Temperature 75°C / Return Temperature 65°C / Room Temperature 20°C)
Heat output ΔT60°C – These outputs indicate radiator performance when using a non-condensing / SE appliance (Flow Temperature 90°C / Return Temperature 70°C / Room Temperature 20°C)



16-19 The Manton Centre, Manton Lane,
Bedford MK41 7PX

Tel: 01234 363 393 Fax: 01234 363 488

Unit 3, Greenbank Business Park, Swan Lane,
Hindley Green, Wigan WN2 4AY

Tel: 01942 257 800 Fax: 01942 257 900

CUSTOMER SERVICE

For Support with Any of Our Products,
Email customerservice@kartelluk.com
or Call 0330 808 5049

Kartelluk.com



*Request Our
Designer Radiator Brochure
For More Interior Inspiration
For Your Home*